

1 *Supporting Information for:*

2

3 **Bipolar Membrane Electrodialysis for Ammonia**

4 **Recovery from Synthetic Urine: Experiments,**

5 **Modeling, and Performance Analysis**

6

7 Submitted to

8

9 *Environmental Science & Technology*

10

11 *August 2021*

12

13 Yujiao Li^{1 a,b,c}, Ruoyu Wang^{1 a}, Shaoyuan Shi^{b,c}, Hongbin Cao^{b,c}, Ngai Yin Yip^{d,e} and

14 Shihong Lin*^{a,f}

15

16 ^a Department of Civil and Environmental Engineering, Vanderbilt University, Nashville, TN

17 37235-1831, USA

18

19 ^b Beijing Engineering Research Center of Process Pollution Control, Institute of Process

20 Engineering, Innovation Academy for Green Manufacture, Chinese Academy of Sciences,

21 Beijing, 100190, China

22

23 ^c University of Chinese Academy of Sciences, Beijing, 100049, China

24

25 ^d Department of Earth and Environmental Engineering, Columbia University, New York,

26 10027-6623, United States

27

28 ^e Columbia Water Center, Columbia University, New York, 10027-6623, United States

29

30 ^f Department of Chemical and Biomolecular Engineering, Vanderbilt University, Nashville,

31 TN 37235-1831, USA

32

33 ¹ These authors contribute equally to the work.

34

35 *Email: shihong.lin@vanderbilt.edu

36

37


38 *9 pages*

39 *4 figures*

40
41
42
43
44
45

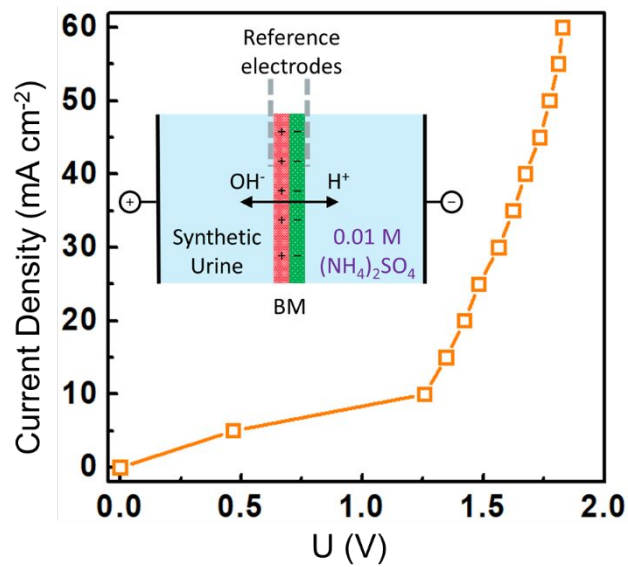
S1. Figures

2 table
1 code



46
47
48

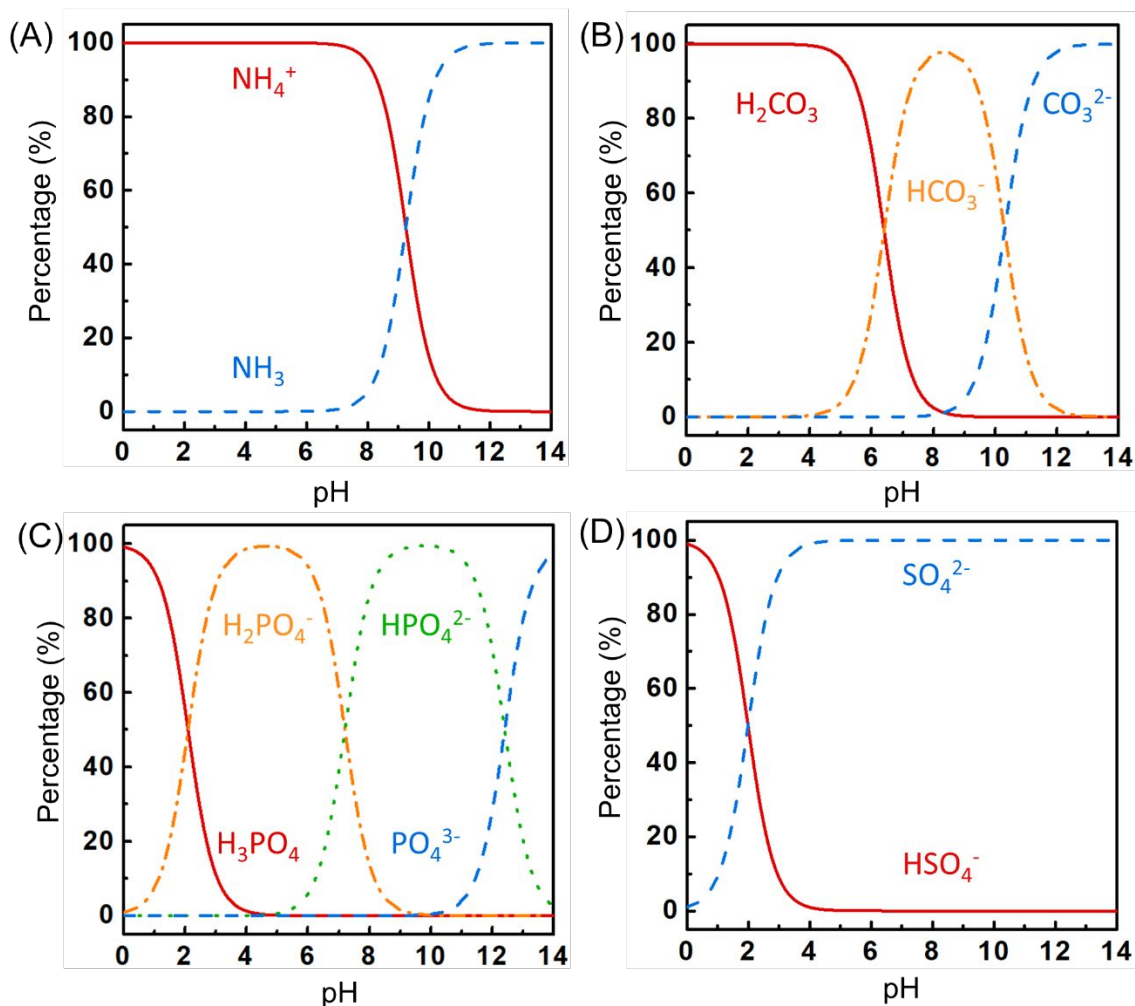
Figure S1. BMED-MC system setup in the lab.



49
50
51

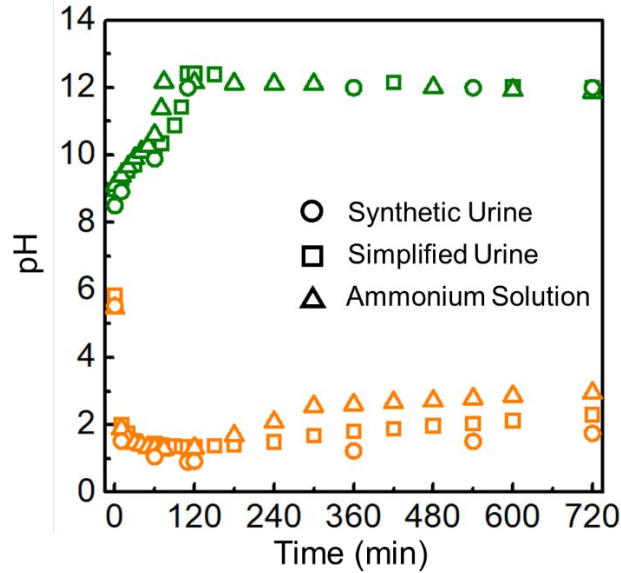
Figure S2. I-V curve of the used bipolar membrane (Neosepta BP-1, Tokuyama Co., Japan) under synthetic urine and $0.01 \text{ M } (\text{NH}_4)_2\text{SO}_4$ solution. The inset shows the electrochemical cell setup used to characterize

52 the I-V curve. The membrane area is 17.5 cm². The manufacturer reports a water splitting voltage of 1.2 V
 53 under 1 M NaOH and 1M HCl solution.
 54



55 **Figure S3.** (A) Dissociation equilibrium between ammonia, NH_3 , and ammonium, NH_4^+ , as a function of pH.
 56 Ammonium has a pK_a of 9.25 at 25 °C. (B) Dissociation equilibrium between carbonic acid, H_2CO_3 ,
 57 bicarbonate, HCO_3^- , and carbonate, CO_3^{2-} , as a function of pH. Carbonic acid and bicarbonate have a pK_a
 58 of 6.35 and 10.33 at 25 °C, respectively. (C) Dissociation equilibrium between phosphoric acid, H_3PO_4 ,
 59 dihydrogen phosphate, H_2PO_4^- , monohydrogen phosphate, HPO_4^{2-} , and phosphate, PO_4^{3-} , as a function of
 60 pH. Phosphoric acid, dihydrogen phosphate and monohydrogen phosphate have a pK_a of 2.14, 7.20 and
 61 12.37 at 25 °C, respectively. (D) Dissociation equilibrium between sulfate, SO_4^{2-} , and bisulfate, HSO_4^- , as a
 62 function of pH. Bisulfate has a pK_a of 1.99 at 25 °C.
 63

64



65
66 **Figure S4.** pH variation in the base (green dots) and acid (orange dots) compartments as a function of time
67 over the duration of 12-hour operation. Square, triangle and round symbols represent simplified urine,
68 simplified ammonium solution and synthetic urine experiments, respectively. A constant current density of
69 60 mA cm^{-2} was applied at the beginning and was cut off after base compartment pH exceeded 12.

70

71 S2. Table

72 **Table S1.** Initial compositions of the synthetic urine, simplified urine and ammonium solution

	Synthetic Urine	Simplified Urine	Ammonium Solution
pH	8.0~9.0	8.0~9.0	8.0~9.0
Total Ammonia Nitrogen (mg N L^{-1})	3772	3360	3360
Sodium (mg Na L^{-1})	1610	1610	0
Potassium (mg K L^{-1})	1447	1447	0
Chloride (mg Cl L^{-1})	3080	4142	1775
Total Sulfate ($\text{mg SO}_4^{2-} \text{ L}^{-1}$)	1680	1680	7200
Total Phosphate (mg P L^{-1})	169	0	0
Total Inorganic Carbon (mg C L^{-1})	1860	1860	0
COD ($\text{mg O}_2 \text{ L}^{-1}$)	3460 (as acetate)	0	0

73

74

Table S2. Key parameters in BMED-MC performance modelling

Parameter	Value	Parameter	Value
-----------	-------	-----------	-------

k_H (Pa M ⁻¹)	1631.3	R_{AEM} (Ω cm ²)	3.0
L_p (mol m ⁻² h ⁻¹ Pa ⁻¹)	0.013	R_{CEM} (Ω cm ²)	3.2
h (L A ⁻¹ h ⁻¹)	0.005	R_{BM} (Ω cm ²)	16.0

75

76 S3. Matlab Code

77

78 % This code is developed for modeling BMED-MC batch mode experiment with
79 synthetic urine

80

81 % Chemical constants

82 F = 96487; % C/mol, Faradaic constant

83 Vt = 0.0256; % V, thermal voltage

84 pKa = 9.25; % dissociation constant of NH₄⁺

85 kH = 1631.3; % Pa/M, Henry constant of NH₃

86 D_salt = [1.33, 1.07]*1e-9; % m²/s, diffusion coefficient of Na⁺, SO₄²⁻, in salt solution

87 D_base = [1.98, 0.955, 1.18, 0.612, 0.69, 0.846, 1.96, 1.33, 2.03, 1.07, 1.089, 9.31,

88 5.27]*1e-9; % m²/s, diffusion coefficient of ions in base stream

89 D_acid = [1.98, 1.07, 1.39, 9.31, 5.27]*1e-9; % m²/s, diffusion coefficient of ions in acid

90 stream

91 z_salt = [1,-2]; % charge, Na⁺, SO₄²⁻

92 z_base = [1, -2, -1, -3, -2, -1, 1, 1,-1,-2, -1,1,-1]; % charge, NH₄⁺, CO₃²⁻, HCO₃⁻, TP,

93 PO₄³⁻, HPO₃²⁻, H₂PO₄⁻, K⁺, Na⁺, Cl⁻, SO₄²⁻, Ac⁻, H⁺, OH⁻

94 z_acid = [1,-2,-1, 1,-1]; % charge, NH₄⁺, SO₄²⁻, HSO₄⁻, H⁺, OH⁻

95

96 % System constants

97 Lp = 0.013/3600; % mol/m²/s/Pa, vapor permeability in MC

98 A_ED = 50/1e4; % m², area of BMED

99 A_MC = 60/1e4; % m², area of MC

100 R_AEM = 3.0; % ohm.cm², resistance of AEM

101 R_CEM = 3.2; % ohm.cm², resistance of CEM

```

102 R_BM = 16; % ohm.cm2, resistance of BM
103 L1 = 0.10/100; % m, thickness of acid base chamber
104 L2 = 0.6/100; % m, thickness of salt chamber
105 V_salt = 1; % L volume of electrode loop
106 V_base = 0.5; % L, volume of base loop
107 V_acid = 0.2; % L, volume of acid loop
108
109 % Initial conditions
110 I1 = 100; % A/m2, current density of phase 1 (before cut-off)
111 I2 = 0; % A/m2, current density of phase 2 (after cut-off)
112 c_salt = 0.4; % mol/L concentration of Na2SO4 in electrode solution
113 c_base = [0.26945, 0.04, 0.22945, 0.155, 0, 0.155, 0.00545, 0, 0.00545, 0, 0.037, 0.07,
114 0.087, 0.0175, 0.054, 8, 0];
115 % mol/L, TAN, NH3, NH4+, TC, CO32-, HCO3-, TP, PO43-, HPO32-, H2PO4-, K+, Na+, Cl-,
116 SO42-, Ac-, pH, pOH
117 c_base = calB(c_base, pKa); % dissociation equilibrium calculation of base
118 c_acid = [0.02, 0, 0.02, 0.01, 0.01, 0, 7, 0]; % mol/L, TAN, NH3, NH4+, TSO4, SO42-,
119 HSO4-, pH, pOH
120 c_acid = calA(c_acid, pKa); % dissociation equilibrium calculation of acid
121
122 % Iteration over time
123 dt = 10; % s, time step size
124 t_break = 420*60; % s, BMED duration
125 t_end = 420*60; % s, overall duration
126 t = 0; % initialize t
127 n = 0; % step count
128
129 % Create list to put values
130 J_list = zeros(1,t_end/dt);
131 pf_list = zeros(1,t_end/dt);
132 pd_list = zeros(1,t_end/dt);

```

```

133 pH_base = zeros(1,t_end/dt);
134 pH_acid = zeros(1,t_end/dt);
135 salt_list = zeros(1,t_end/dt);
136 TAN_base = zeros(1,t_end/dt);
137 TAN_acid = zeros(1,t_end/dt);
138 V_list = zeros(1,t_end/dt);
139 amm_base = zeros(1,t_end/dt);
140 amm_acid = zeros(1,t_end/dt);
141
142 % Main loop before cut-off
143 while t < t_break
144     n = n + 1;
145     pf = kH*c_base(2); % Pa, vapor pressure of feed side
146     pd = kH*c_acid(2); % Pa, vapor pressure of draw side
147     J = Lp*(pf-pd); % mol/m2/s, ammonia flux in MC
148
149     % Voltages
150     U_salt = I1*L2/F*Vt/sum(abs(z_salt).*D_salt.*[2*c_salt, c_salt]*1e3); % V, voltage
151 drop of the electrode solution
152     ion_base = [c_base(3), c_base(5:6), c_base(8:15), 10.^(-c_base(16:17))]*1e3; %
153 mol/m3, NH4+, CO32-, HCO3-, TP, PO43-, HPO32-, H2PO4-, K+, Na+, Cl-, SO42-, Ac-, H+, OH-
154     U_base = I1*L1/F*Vt/sum(abs(z_base).*D_base.*ion_base); % V, voltage drop of
155 base
156     ion_acid = [c_acid(3), c_acid(5:6), 10.^(-c_acid(7:8))]*1e3; % mol/m3, NH4+, SO42-, H+,
157 OH-
158     U_acid = I1*L1/F*Vt/sum(abs(z_acid).*D_acid.*ion_acid); % V, voltage drop of acid
159     V_D = 0.0591*(c_base(16)-c_acid(7)); % V, Donnan potential drop across BM
160     V_ele = 2.4613 + 1.8339*asinh(I1/1e4/2/0.0073); % V, electrode voltage
161     V_mem = I1/1e4*(R_AEM + R_CEM + R_BM); % V, poential drop due to membranes
162     V_cell = U_salt*2 + U_base + U_acid + V_mem + V_D + V_ele; % V, cell voltage
163

```

```

164 % Record variable values for plot
165 pf_list(n) = pf;
166 pd_list(n) = pd;
167 J_list(n) = J;
168 pH_base(n) = c_base(16);
169 pH_acid(n) = c_acid(7);
170 salt_list(n) = c_salt;
171 TAN_base(n) = c_base(1);
172 TAN_acid(n) = c_acid(1);
173 V_list(n) = V_cell;
174 amm_base(n) = c_base(2)/c_base(1);
175 amm_acid(n) = c_acid(2)/c_acid(1);
176
177 n_f = J*dt*A_MC; % mol, ammonia transferred in dt
178 c_base(1) = c_base(1) - n_f/V_base; % update TAN in base
179 c_acid(1) = c_acid(1) + n_f/V_acid; % update TAN in acid
180 r_lk = 0.005/3600; % L/A/s, leakage rate of IEMs
181 eta = 1 - r_lk*10^-c_acid(7)*I1*A_ED/(I1*A_ED/F); % current efficiency
182 c_base(12) = c_base(12) + eta*I1*A_ED/F*dt/V_base; % Na+ enters into base
183 c_acid(4) = c_acid(4) + eta*I1*A_ED/F/2*dt/V_acid; % SO4^2- enters into acid
184 c_salt = c_salt - eta*I1*A_ED/F/2*dt/V_salt; % electrolyte concentration reduces
185 c_base = calB(c_base, pKa); % dissociation equilibrium calculation of base
186 c_acid = calA(c_acid, pKa); % dissociation equilibrium calculation of acid
187
188 t = n * dt; % update t
189 end
190
191 % Main loop after cut-off
192 while t < t_end && t >= t_break
193     n = n + 1;
194     pf = kH*c_base(2); % Pa, vapor pressure of feed side

```



```

195     pd = kH*c_acid(2); % Pa, vapor pressure of draw side
196     J = Lp*(pf-pd); % mol/m2/s, ammonia flux in MC
197
198     % Voltages
199     V_cell = 0;
200
201     % Record variable values for plot
202     pf_list(n) = pf;
203     pd_list(n) = pd;
204     J_list(n) = J;
205     pH_base(n) = c_base(16);
206     pH_acid(n) = c_acid(7);
207     salt_list(n) = c_salt;
208     TAN_base(n) = c_base(1);
209     TAN_acid(n) = c_acid(1);
210     V_list(n) = V_cell;
211     amm_base(n) = c_base(2)/c_base(1);
212     amm_acid(n) = c_acid(2)/c_acid(1);
213
214     n_f = J*dt*A_MC; % mol, ammonia transferred in dt
215     c_base(1) = c_base(1) - n_f/V_base; % update TAN in base
216     c_acid(1) = c_acid(1) + n_f/V_acid; % update TAN in acid
217     c_base(12) = c_base(12) + I2*A_ED/F*dt/V_base; % Na+ enters into base
218     c_acid(4) = c_acid(4) + I2*A_ED/F/2*dt/V_acid; % SO42- enters into acid
219     c_salt = c_salt - I2*A_ED/F/2*dt/V_salt; % electrolyte concentration reduces
220     c_base = calB06(c_base, pKa); % dissociation equilibrium calculation of base
221     c_acid = calA(c_acid, pKa); % dissociation equilibrium calculation of acid
222
223     t = n * dt; % update t
224 end
225

```

```

226 % Define a function to calculate dissociation equilibrium in acid stream
227
228 % c is [TAN, NH3, NH4+, TSO4, SO42-, HSO4-, pH, pOH]
229 function y=calA(c, pk)
230     Fun2 = @(x) [pk+x(1)-x(2); % dissociation equilibrium
231                 1.99+x(3)-x(2); % HSO4
232                 c(1)/(10x(1)+1)-2*(c(4)-c(4)/(10x(3)+1))-c(4)/(10x(3)+1)+10-x(2)-
233                 10x(2)-14]; % electroneutrality
234     x0 = [log10((c(2)+1e-10)/c(3)); c(7); log10(c(5)/(c(6)+1e-10))]; % initial guess
235     options = optimoptions(@fsolve, 'MaxFunEvals', 5000, 'Maxiter', 1000, 'Display',
236     'off');
237     [x,fval] = fsolve(Fun2,x0,options);
238
239     c(2) = c(1)-c(1)/(10x(1)+1);
240     c(3) = c(1)/(10x(1)+1);
241     c(5) = c(4)-c(4)/(10x(3)+1);
242     c(6) = c(4)/(10x(3)+1);
243     c(7) = x(2);
244     c(8) = 14-x(2);
245     y = c;
246 end
247
248 % Define a function to calculate dissociation equilibrium in base stream
249
250 % c is [TAN, NH3, NH4+, TC, CO32-, HCO3-, TP, PO43-, HPO32-, H2PO4-, K+, Na+, Cl-,
251 SO42-, Ac-, pH, pOH]
252
253 function y=calB(c, pk)
254     Fun1 = @(x) [pk+x(1)-x(5); % dissociation equilibrium of NH4+
255                 10.33+x(2)-x(5); % dissociation equilibrium of HCO3-
256                 7.2+x(3)-x(5); % dissociation equilibrium of H2PO4-

```

```

257         12.37+x(4)-x(5); % dissociation equilibrium of HPO42-
258
259         c(1)/(10^x(1)+1)-2*(c(4)-c(4)/(10^x(2)+1))-c(4)/(10^x(2)+1)-
260 3*(c(7)/(10^x(3)+10^(x(3)+x(4))+1)*10^(x(3)+x(4)))-
261 2*(c(7)/(10^x(3)+10^(x(3)+x(4))+1)*10^x(3))-
262 (c(7)/(10^x(3)+10^(x(3)+x(4))+1))+c(11)+c(12)-c(13)-2*c(14)-c(15)+10^(-x(5))-10^(x(5)-
263 14)]; % electroneutrality
264
265     x0 = [log10((c(2)+1e-10)/c(3)); log10((c(5)+1e-10)/c(6)); log10((c(8)+1e-10)/c(9));
266 log10(c(9)/(c(10)+1e-10)); c(16)]; % initial guess
267     options = optimoptions(@fsolve, 'MaxFunEvals', 5000, 'Maxiter', 1000, 'Display',
268 'off');
269     [x,fval] = fsolve(Fun1,x0,options);
270
271     % NH3/NH4+
272     c(2) = c(1)-c(1)/(10^x(1)+1);
273     c(3) = c(1)/(10^x(1)+1);
274     % CO32-/HCO3-
275     c(5) = c(4)-c(4)/(10^x(2)+1);
276     c(6) = c(4)/(10^x(2)+1);
277     % PO43-/HPO42-/H2PO4-
278     c(10) = c(7)/(10^x(3)+10^(x(3)+x(4))+1);
279     c(9) = c(10)*10^x(3);
280     c(8) = c(9)*10^x(4);
281     % pH/pOH
282     c(16) = x(5);
283     c(17) = 14-x(5);
284     y = c;
285 end
286

```